



# Austin/Travis County Mental Health Task Force Readmission Indicator Data

Crisis Implementation Committee Presentation  
August 12, 2010



## INDICATOR IMPROVEMENT INITIATIVE

- Using community indicators to promote system change
- Selection of Indicators
- Review of III Structure

***Advisory Committee:***  
**MHTF**

***Indicator Improvement Initiative Executive Committee***

**Judge Sam Biscoe, Travis County**  
**David Evans, ATCIC**  
**Sherri Fleming, Travis County**  
**Lynda Frost, Hogg Foundation**

**Genevieve Hearon, ATCIC BOT**  
**Dr. Philip Huang, City of Austin**  
**Becky Pastner, St. David's Foundation**

**% individuals in  
Travis County  
jail with SPMI**

**Readmission to  
public psychiatric  
hospital within  
30 days of  
discharge**

**% of individuals  
reporting to various  
settings with behavioral  
health needs who self  
report housing  
instability**

**% of ED  
admissions with  
primary  
substance use**

**Rate of  
Disciplinary  
Referrals within  
AISD**

***Steering Committees***



## Readmission to Publicly Funded Psychiatric Hospital Beds within 30 Days of Discharge

- Study Period: 9/1/2009-5/1/2010
- 236 Readmissions in this time frame
- 137 Unique Individuals
- 104 Records Reviewed (76%)
- 38 Individuals Re-Admitted more than 1 time (100% reviewed)



## LENGTH OF STAY

- Average (Index Admission): 14 Days
- Range 1-158
- Break Out:
  - 1-4: 21%
  - 5-7: 14%
  - 8-10: 23%
  - 11-14: 20%
  - >14: 22%



## COMMUNITY TENURE (Post Index Admission)

- Average: 12.3 Days
- Range 1-29
- Break Out
  - 1-4: 18%
  - 5-7: 12%
  - 8-10: 15%
  - 11-14: 20%
  - >14: 35%



## DEMOGRAPHICS

- ETHNICITY

- White: 60.5% (City of Austin: 48.6%)
- Black: 24% (City of Austin: 8.3%)
- Hispanic: 10.5% (City of Austin: 35.9%)
- Other: 5%

- GENDER

- 63.5% Male
- 36.5% Female

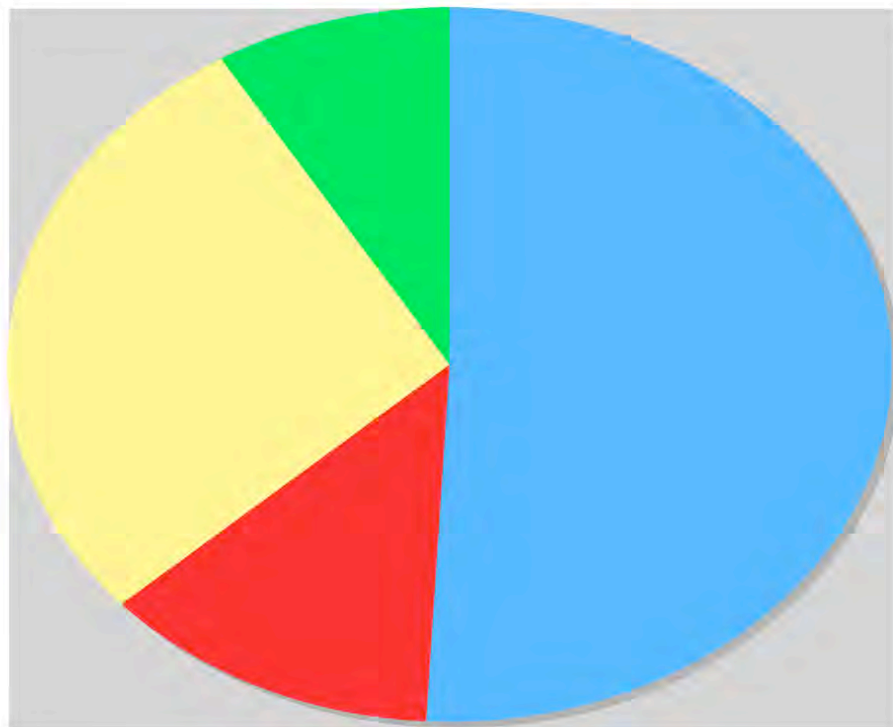


## DIAGNOSES

- Schizophrenia: 11.5%
- Schizoaffective: 26%
- Bipolar: 34%
- Depression: 23%
- Borderline Personality Disorder: 14.5%
- Co-Occurring Substance Use: 54%
- Cognitive/Intellectual Disability: 12.5%



## REASON FOR READMISSION



SI

Violence

Psychosis

Medication  
Issues



## OF THOSE READMITTED AT LEAST ONE TIME

- 59 % had housing instability
- 20% had reported criminal justice system involvement
- 11.5% were on ACT level of services at the time of readmission
- 31% were admitted to the Inn after hospital discharge
- 38% were “lost to follow up after initial visit
- 35.5% were college educated (City of Austin 42.9%)

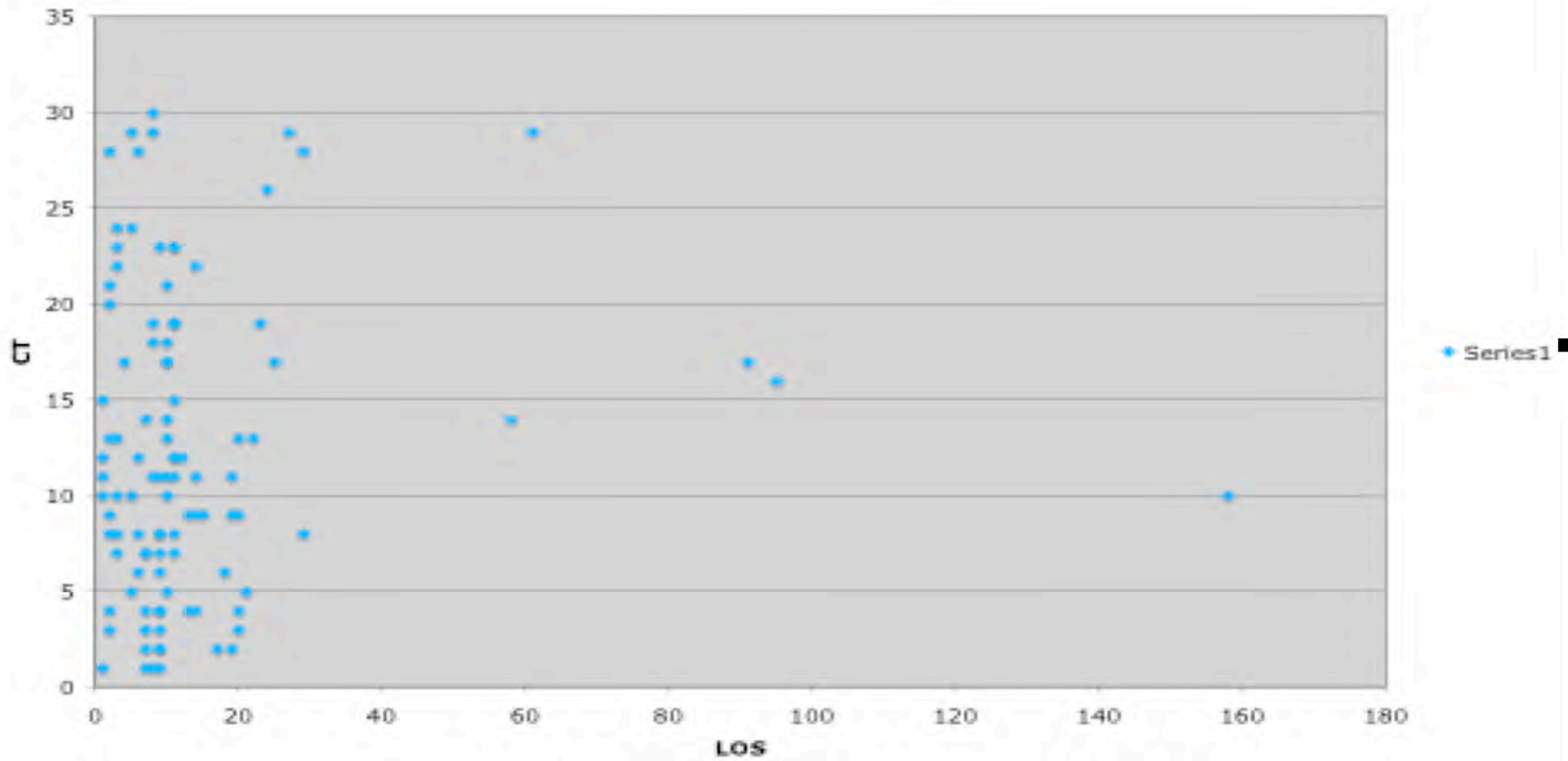


## CORRELATING FACTORS?

- 44% of individuals with housing instability were “lost to follow up”
- 73% of individuals with Co-Occurring Substance Use diagnoses had housing instability
- Discharge Planning?
- Length of Stay and Community Tenure?



LOS Compared to CT



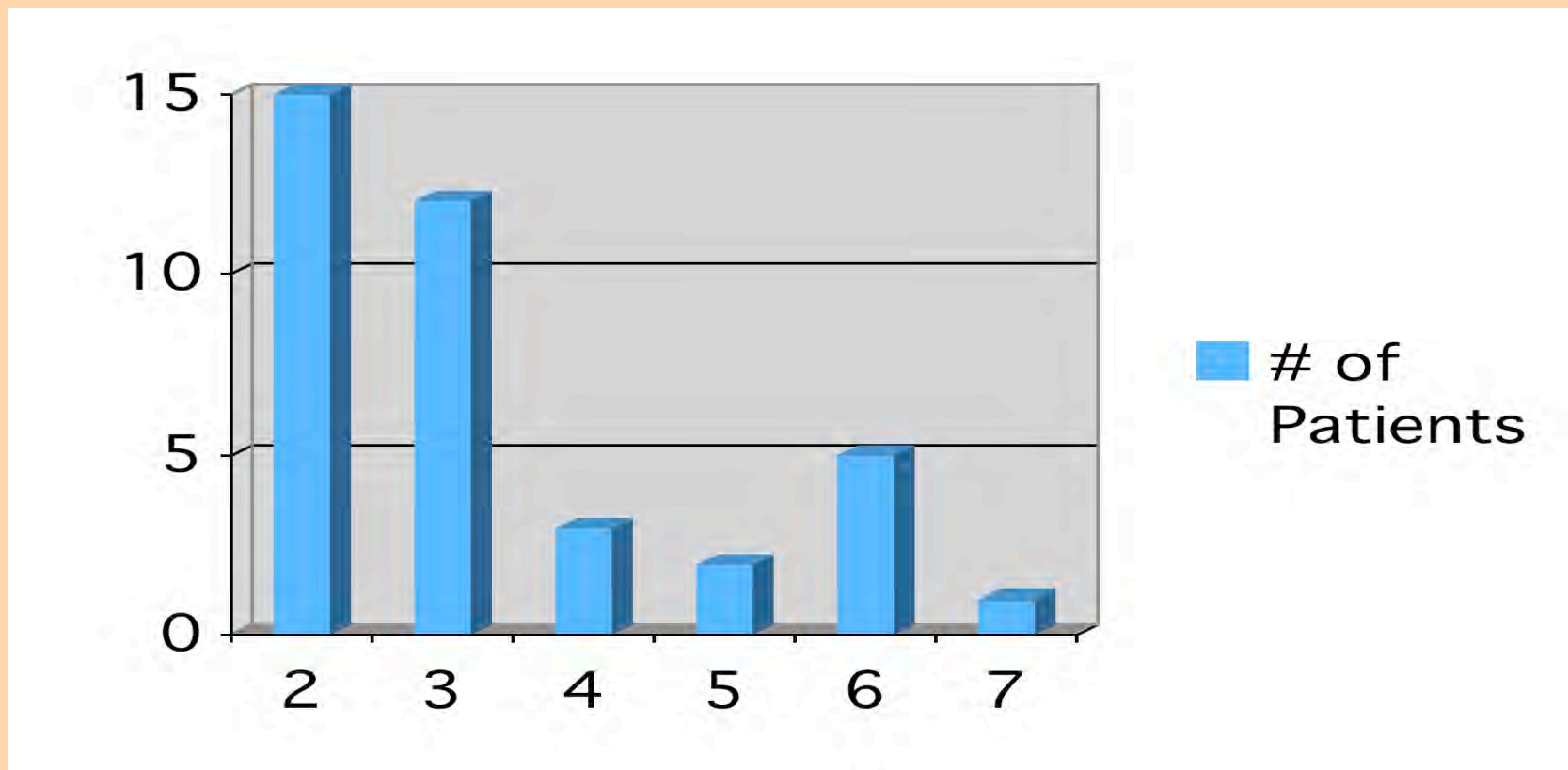


## MULTIPLE READMISSIONS

- 38 individuals were readmitted more than one time during the period of study
- 30% of all readmissions had multiple readmissions
- 100% of those charts were reviewed

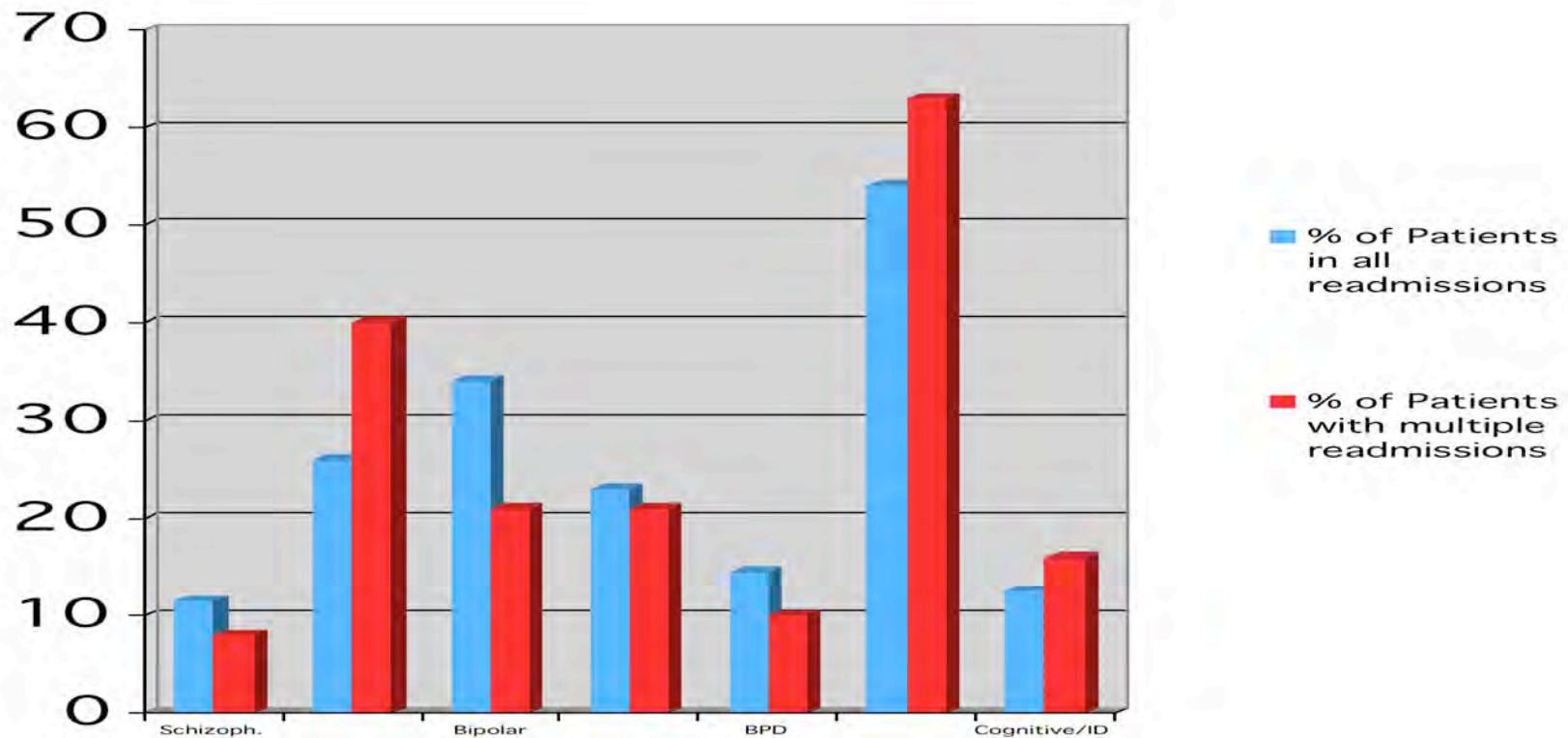


## MULTIPLE READMISSIONS WITHIN STUDY PERIOD





## DIAGNOSTIC COMPARISONS





## MULTIPLE READMISSIONS

- 60% housing instability
- 24% criminal justice
- 16% current ACT Clients
- 34% were “lost to follow up”



## MULTIPLE READMISSIONS LOST TO FOLLOW UP (N=13)

- 85% Male
- 70% Substance Use
- 77% Refusing Follow Up Care
- 69% Homeless/Housing Instability
- 31% Unable to Locate
- Transportation Issues
- Many: All of the Above



## FUTURE DATA DEVELOPMENT

- Focus on 38 multiple admits vs. 99 one time readmits?
- Trauma Informed Care
- Transportation Issues
- Role of Discharge Planning